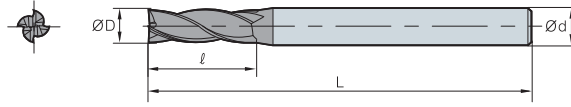



IPFE4000 (Flat)

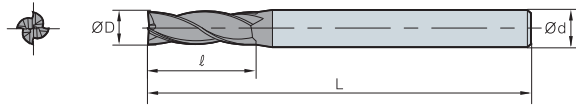
ØD	Tolerance
Ø1~Ø12	0.00~-0.02
Ø12.1~Ø20	0.00~-0.03



(mm)

Designation	ØD	Ød	ℓ	L
IPFE 	4010-050-S3	1	3	50
	4010-050-S4	1	4	50
	4010-050	1	6	50
	4015-050-S3	1.5	3	50
	4015-050-S4	1.5	4	50
	4015-050	1.5	6	50
	4020-050-S3	2	3	50
	4020-050-S4	2	4	50
	4020-050	2	6	50
	4025-050-S3	2.5	3	50
	4025-050-S4	2.5	4	50
	4025-050	2.5	6	50
	4030-050-S3	3	3	50
	4030-050-S4	3	4	50
	4030-050	3	6	50
	4035-050-S4	3.5	4	50
	4035-050	3.5	6	50
	4040-050-S4	4	4	50
	4040-050	4	6	50
	4045-050	4.5	6	50
	4050-050	5	6	50
	4055-050	5.5	6	50
	4060-050	6	6	50
	4065-060	6.5	8	60
	4070-060	7	8	60
	4075-060	7.5	8	60
	4080-060	8	8	60
	4085-075	8.5	10	75
	4090-075	9	10	75
	4095-075	9.5	10	75
	4100-075	10	10	75
	4105-075	10.5	12	75
	4110-075	11	12	75
	4115-075	11.5	12	75
	4120-075	12	12	75
	4140-100	14	16	100
	4160-100	16	16	100
	4180-100	18	20	100
	4200-100	20	20	100

IPLFE4000 (Long flat)



ØD	Tolerance
Ø1~Ø12	0.00~ -0.02
Ø12.1~Ø20	0.00~ -0.03



Long shank type

(mm)

Designation	ØD	Ød	ℓ	L
IPLFE 4	4060-075	6	16	75
	4060-100	6	16	100
	4080-075	8	20	75
	4080-100	8	20	100
	4100-100	10	10	100
	4100-150	10	10	150
	4120-100	12	12	100
	4120-150	12	12	150

Long flute type

(mm)

Designation	ØD	Ød	ℓ	L
IPLFE 4	4010-050-V6S4	1	4	50
	4015-050-V9S4	1.5	4	50
	4020-050-V12S4	2	4	50
	4025-050-V12S4	2.5	4	50
	4030-060-V15S6	3	6	60
	4035-060-V15S6	3.5	6	60
	4040-075-V20S6	4	6	75
	4045-075-V20S6	4.5	6	75
	4050-075-V25S6	5	6	75
	4055-075-V25S6	5.5	6	75
	4060-075-V30S6	6	6	75
	4070-100-V30S8	7	8	100
	4080-100-V40S8	8	8	100
	4090-100-V40S10	9	10	100
	4100-100-V40S10	10	10	100
	4110-100-V40S12	11	12	100
	4120-100-V50S12	12	12	100
	4140-150-V50S16	14	16	150
	4160-150-V60S16	16	16	150
	4200-200-V90S20	20	20	200

